

Data Sheet

Basic Plus² Room Thermostat

Floor Heating with Modbus Communication

Application



WT-DM room thermostats are used for room temperature control in water-based floor heating systems.

By controlling room temperature in accordance with the temperature desired by the user, the room thermostats provide optimal energy savings while upholding optimal thermal comfort in the room.

Functions

- Modern design with white backlight.
- **AWAY** function.
- **Child safety lock.**
- **3 selectable temperature control modes:**
 1. Room temp. control (default).
 2. Room with floor temp. limit control.
 3. Floor temp. control.

- **2 selectable floor temperature control modes:**
 1. High
 2. Low
- **Max. and min. limit settings** for room and floor temperature.
- **Optional room temperature display** when power is OFF (default setting: no display).
- **Floor sensor terminals.** For thermostats equipped with LCD display, enabling control of maximum floor temperature and reducing the risk of overheated and damaged floors (for specific maximum floor temperatures, refer to the recommendations from floor suppliers).
- **Frost protection mode.** Use this feature instead of turning the thermostat OFF completely to protect against damages due to low temperatures. The room temperature will be maintained around 5 °C.
- **Temperature calibration.** This function allows you to change the temperature setpoint of the room thermostat, to compensate for a possible temperature deviation between the room thermostat and, for example, the centre of the room.
- **Compatible with Smart House System or BMS with RS485 interface.** It is possible to realize remote central control.

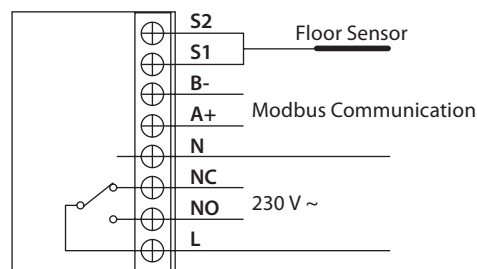
Ordering

Product	Type	Supply voltage	Output voltage	Code no.
Basic Plus ² WT-DM Display	WT-DM	230 V AC	230 V AC	088U0627


Accessories

Product	Type	Code no.
BasicPlus floor sensor	FH-CWF	088U0610

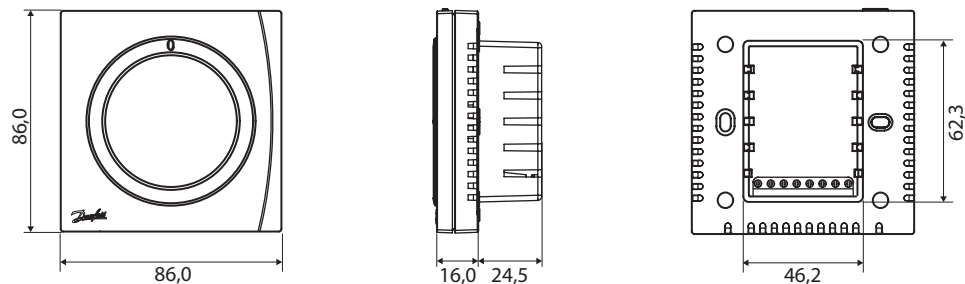
Wiring connections



Technical specifications

Feature	WT-DM
Type	LCD display with push buttons
Operating room temperature	Off, 5 °C to 35 °C
Operating floor temperature	Off, 20 °C to 45 °C
Ambient temperature	-10 °C to +60 °C
Fault indication	Yes
Hysteresis	1 °C, symmetrical around the setpoint temperature
LCD backlight	Yes, white
Max. load, inductive	< 1 A
Max. load, resistive	< 3 A
Temperature calibration	Yes (+/- 10 °C)
Power consumption	2 W
Power supply	85-250 V AC, 50/60 Hz
Sensor, room	NTC 100K, accuracy: ±1 %
Sensor, floor	Optional (FH-CWF)
Communication protocol	Modbus RTU
Communication interface	RS485
Shell material	ABS, non-inflammable
IP class	30
ErP class	 (1%)
Approval	CE marking, EN 60730
Colour	White RAL9010/Dark Grey RAL7024
Dimensions	86 × 86 × 16 mm

Dimensions



Danfoss A/S

Climate Solutions • danfoss.com • +45 7488 2222

Any information, including, but not limited to information on selection of product, its application or use, product design, weight, dimensions, capacity or any other technical data in product manuals, catalogues descriptions, advertisements, etc. and whether made available in writing, orally, electronically, online or via download, shall be considered informative, and is only binding if and to the extent, explicit reference is made in a quotation or order confirmation. Danfoss cannot accept any responsibility for possible errors in catalogues, brochures, videos and other material. Danfoss reserves the right to alter its products without notice. This also applies to products ordered but not delivered provided that such alterations can be made without changes to form, fit or function of the product.

All trademarks in this material are property of Danfoss A/S or Danfoss group companies. Danfoss and the Danfoss logo are trademarks of Danfoss A/S. All rights reserved.